



Sonoma-Marín Area Rail Transit  
5401 Old Redwood Hwy, Suite 200  
Petaluma, CA 94954

P: 707-794-3330  
F: 707-794-3037  
W: www.SonomaMarinTrain.org

**BOARD OF DIRECTORS**

**Chris Coursey, Chair**  
Sonoma County Board of Supervisors

**Mary Sackett, Vice Chair**  
Marin County Board of Supervisors

**Janice Cader Thompson**  
Sonoma County Mayors' and  
Councilmembers Association

**Kate Colin**  
Transportation Authority of Marin

**Victoria Fleming**  
Sonoma County Mayors' and  
Councilmembers Association

**Patty Garbarino**  
Golden Gate Bridge,  
Highway/Transportation District

**Ariel Kelley**  
Sonoma County Mayors' and  
Councilmembers Association

**Eric Lucan**  
Marin County Board of Supervisors

**Kevin Jacobs**  
Transportation Authority of Marin

**Barbara Pahre**  
Golden Gate Bridge,  
Highway/Transportation District

**Gabe Paulson**  
Marin County Council of Mayors and  
Councilmembers

**David Rabbitt**  
Sonoma County Board of Supervisors

**GENERAL MANAGER**  
Eddy Cumins

April 15, 2026

Sonoma- Marin Area Rail Transit Board of Directors  
5401 Old Redwood Highway, Suite 200  
Petaluma, CA 94954

**SUBJECT:** Monthly Financial Report

Dear Board Members:

**RECOMMENDATIONS:**

Receive the Monthly Financial Status Report – February 2026

**SUMMARY:**

This report provides information for the first eight months of Fiscal Year (FY) 2026, including details on the Board Adopted Budget through Budget Amendment #7. Attached, you will find separate charts displaying both budgeted and actual revenues and expenses for passenger rail and freight. The "actual" columns reflect revenues and expenses for the first eight months of FY 2026 (July - February). Additionally, for passenger rail, we have included more detailed information on sales tax and fare revenues, presenting current data alongside comparative figures from FY 2022 to FY 2026.

The report further outlines the approved budget, actual expenses, and remaining budget balance. Please note that expenses may not occur evenly throughout the fiscal year; many significant costs are incurred at specific intervals. Additionally, we have included information on SMART's investments, detailing where our funds are held and the current amounts. Lastly, we present the current obligations, reserves, and fund balance requirements for FY 2026.

**FISCAL IMPACT:**

None

Sincerely,

/s/  
Heather McKillop  
Chief Financial Officer

Attachment(s): (1) Monthly Financial Report  
(2) Contract Summary Report



**MONTHLY FINANCIAL STATUS**

*February 2026*

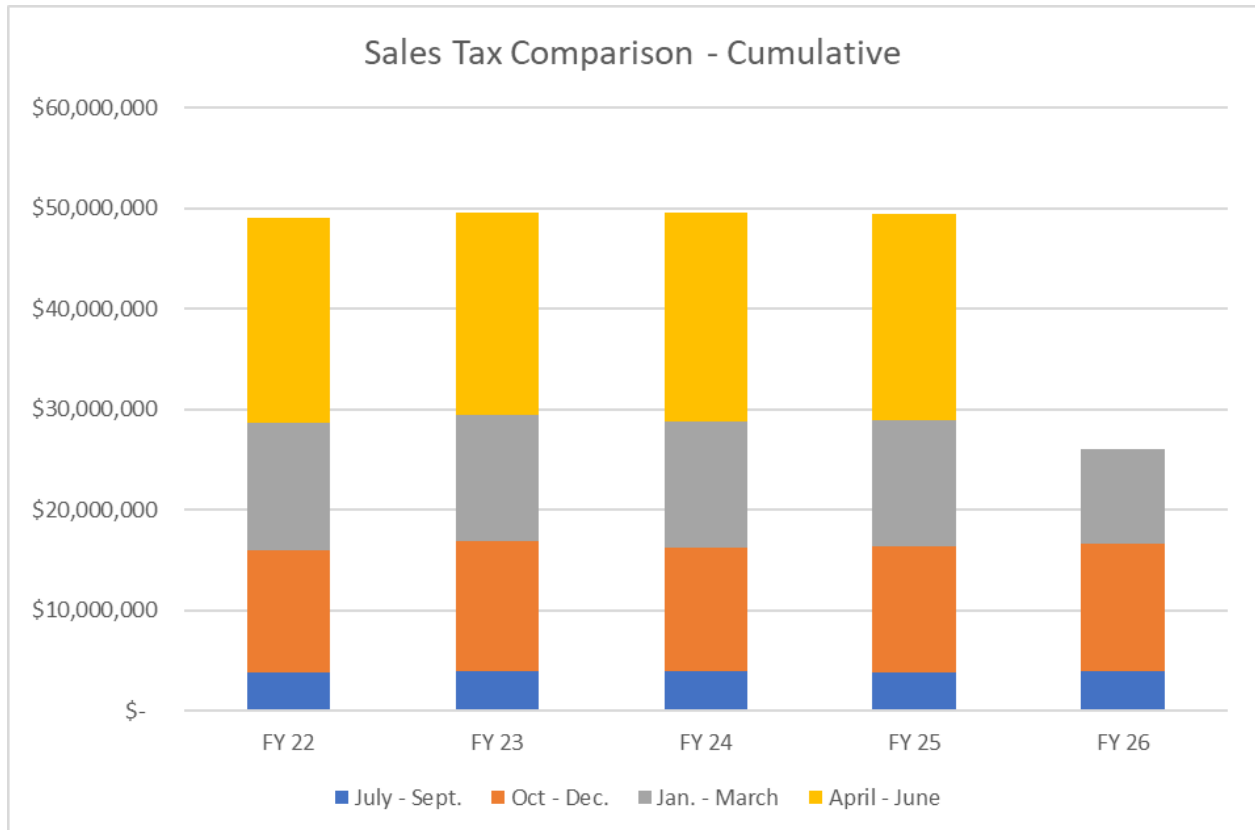
**PASSENGER REVENUES**

	<b>FY 2026 Approved Budget and Amendments #1-#7</b>	<b>Actual</b>	<b>Amount Over/ (Under) Budget</b>	<b>% Over/(Under) Budget</b>	<b>% of FY Remaining</b>
Sales & Use Tax	\$48,300,300	\$25,997,544	-\$22,302,756	-46%	33%
Sales Tax Collection Fees	-\$839,870	-\$419,940	\$419,930	-50%	33%
Federal Funds	\$7,349,744	\$2,946,910	-\$4,402,834	-60%	33%
State Grants	\$34,469,991	\$360,270	-\$34,109,721	-99%	33%
Passenger Fares	\$2,541,000	\$1,858,746	-\$682,254	-27%	33%
Shuttle Fares	\$8,000	\$7,585	-\$415	-5%	33%
Parking Fees	\$17,580	\$40,409	\$22,829	130%	33%
Interest & Lease Revenue	\$1,294,025	\$1,814,579	\$520,554	40%	33%
Misc./ Other Revenues	\$343,736	\$363,791	\$20,055	6%	33%
Other Governments	\$2,255,135	\$687,443	-\$1,567,692	-70%	33%
<b>Total</b>	<b>\$95,739,641</b>	<b>\$33,657,337</b>	<b>-\$62,082,304</b>	<b>-65%</b>	<b>33%</b>

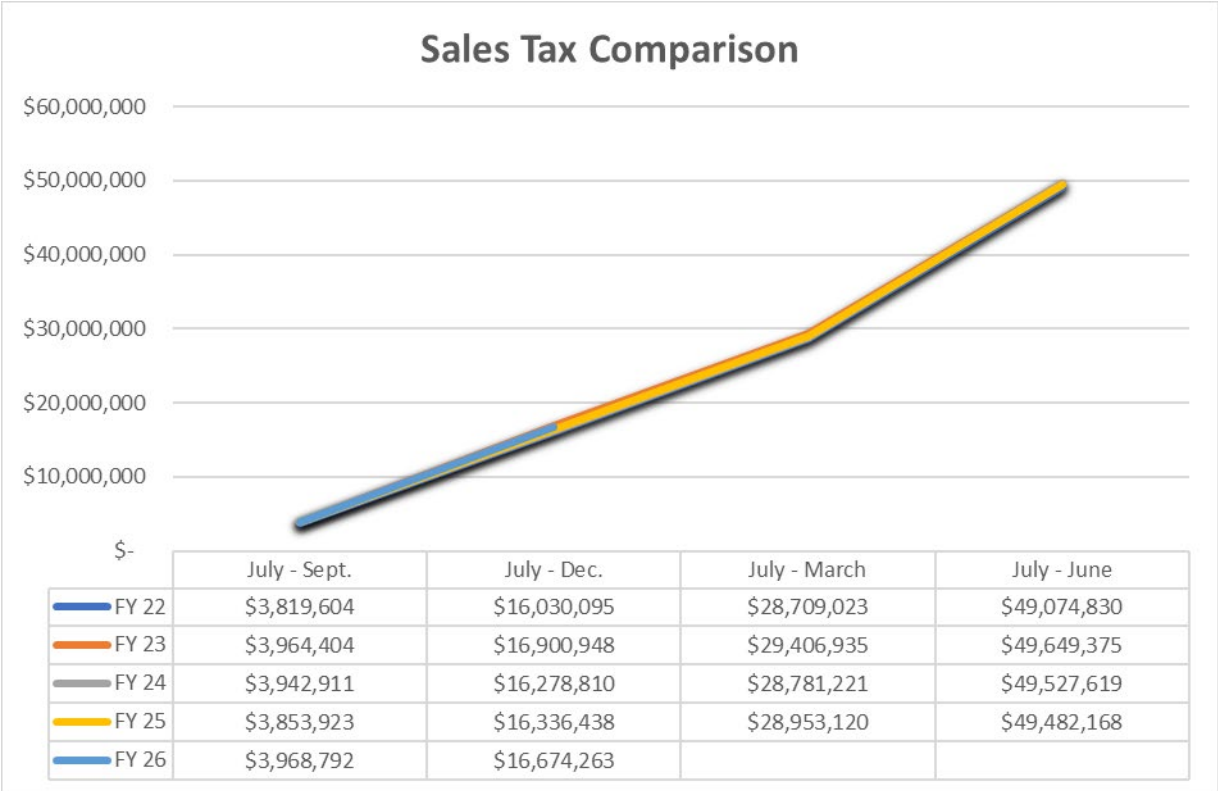
**Measure Q Sales Tax  
Fiscal Year (FY) 2026**

<b>Time Period</b>	<b>July – Sept</b>	<b>Oct - Dec</b>	<b>Jan - March</b>	<b>April - June</b>
FY 26 Forecasted Sales Tax	\$3,864,024	\$12,075,075	\$12,558,078	\$19,803,123
Actual	\$3,968,792	\$12,705,075	\$9,323,677	\$0
Difference	\$104,768	\$630,000	-\$3,234,401	-\$19,803,123

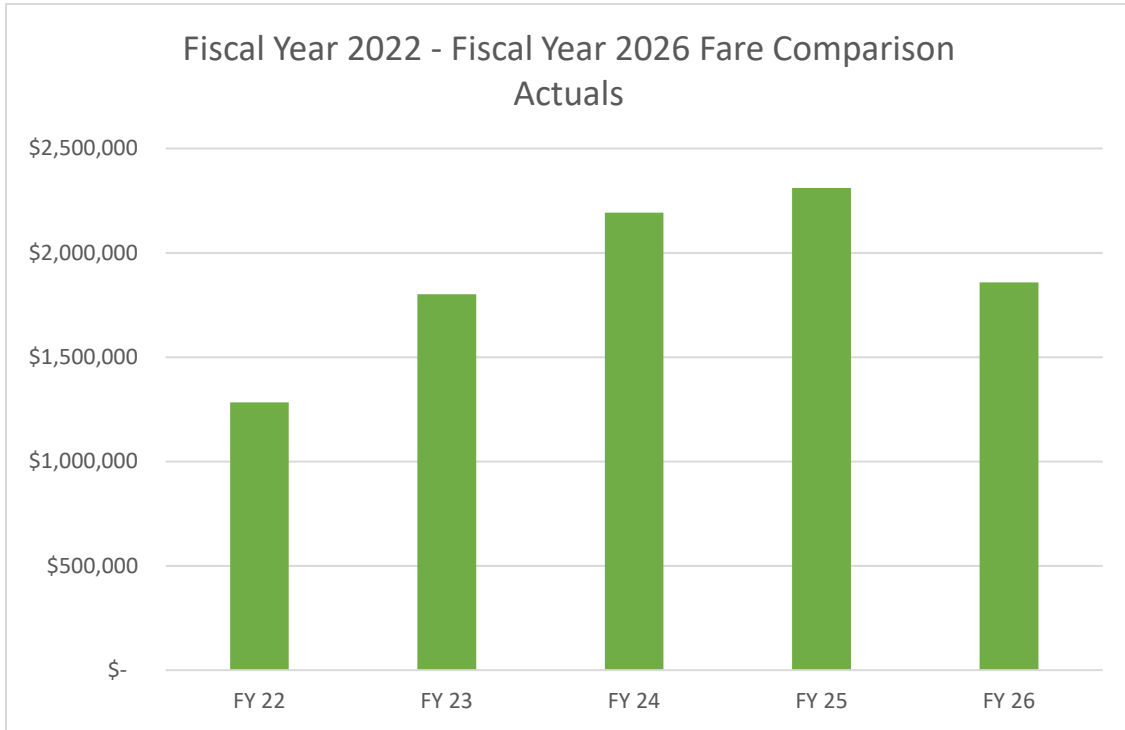
**Fiscal Year 2022-2026 Net Sales Tax Comparison  
(by Quarter)**



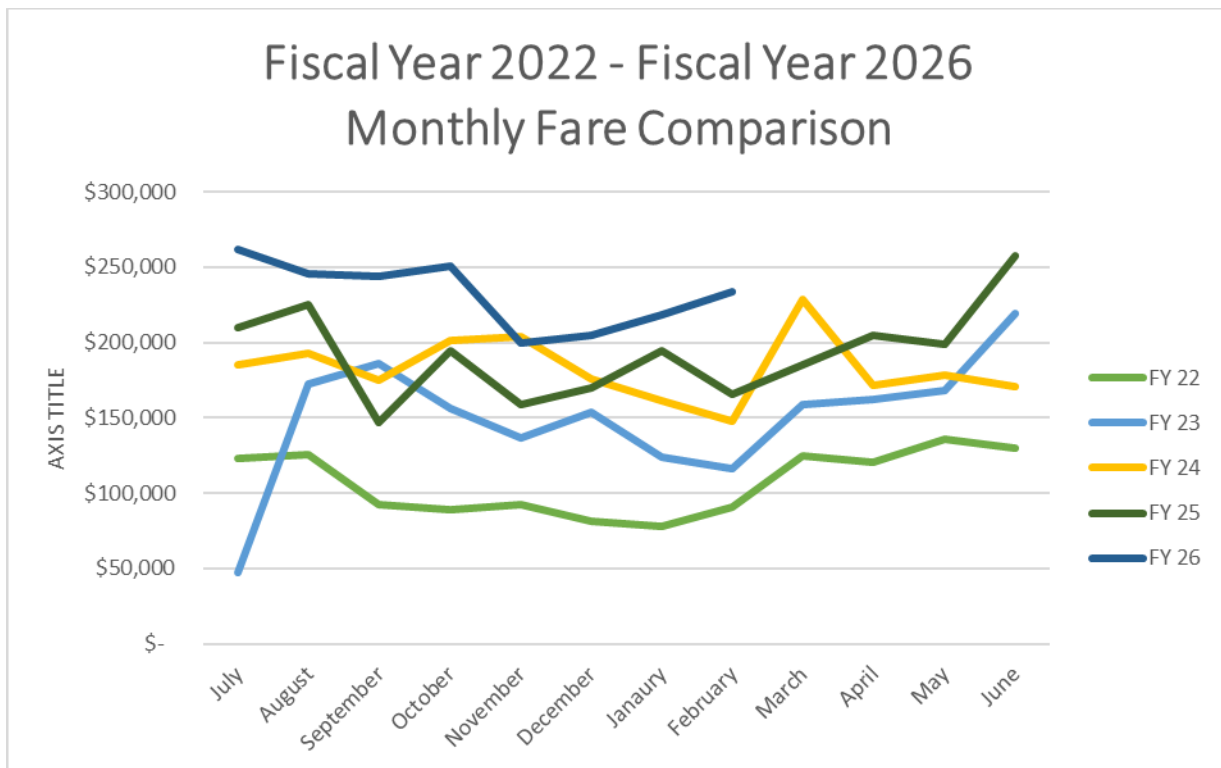
**Fiscal Year 2022-2026 Cumulative Sales Tax Comparison**



### Fiscal Year 2022-2026 Fare Revenue Comparison



### Fiscal Year 2021-2026 Monthly Fare Revenue Comparison



## PASSENGER EXPENSES

	FY 2025-26 Approved Budget and Amendments #1-#7	Actual	Amount Over / (Under) Budget	% Over/(Under) Budget	% of FY Remaining
<b>Administration</b>					
Salaries & Benefits	\$7,521,481	\$4,633,792	-\$2,887,689	-38%	33%
Services & Supplies	\$12,844,183	\$5,790,065	-\$7,054,118	-55%	33%
Administration Total	<b>\$20,365,664</b>	<b>\$10,423,857</b>	<b>-\$9,941,807</b>	<b>-49%</b>	<b>33%</b>
<b>Operations</b>					
Salaries & Benefits	\$22,096,215	\$12,819,189	-\$9,277,026	-42%	33%
Services & Supplies	\$7,402,015	\$3,162,080	-\$4,239,935	-57%	33%
Operations Total	<b>\$29,498,230</b>	<b>\$15,981,269</b>	<b>-\$13,516,961</b>	<b>-46%</b>	<b>33%</b>
<b>Engineering</b>					
Salaries & Benefits	\$401,482	\$705,423	\$303,941	76%	33%
Services & Supplies	\$5,026,543	\$1,101,983	-\$3,924,560	-78%	33%
Engineering Total	<b>\$5,428,025</b>	<b>\$1,807,406</b>	<b>-\$3,620,619</b>	<b>-67%</b>	<b>33%</b>
<b>Capitalized Expenses</b>					
Facilities	\$26,063,007	\$5,542,937	-\$20,520,070	-79%	33%
Infrastructure	\$255,000	\$4,177	-\$250,823	-98%	33%
Equipment	\$3,515,948	\$328,993	-\$3,186,955	-91%	33%
Nonrevenue Vehicles	\$752,000	\$208,337	-\$543,663	-72%	33%
Capitalized Expenses Total	<b>\$30,585,955</b>	<b>\$6,084,444</b>	<b>-\$24,501,511</b>	<b>-80%</b>	<b>33%</b>
<b>Total All Expenses</b>	<b>\$85,877,874</b>	<b>\$34,296,976</b>	<b>-\$51,580,898</b>	<b>-60%</b>	<b>33%</b>

### FREIGHT REVENUES

	FY 2026 Approved Budget and Amendments #1-#7	Actual	Amount Over/ (Under) Budget	% Over/(Under) Budget	% of FY Remaining
State Operating / Capital Grant	\$1,857,958	\$0	-\$1,857,958	-100%	33%
Caltrans SH 37	\$13,022	\$11,980	-\$1,042	-9%	33%
Caltrans Novato Creek Bridge Construction Support	\$12,500	\$0	-\$12,500	-100%	33%
State Shortline Grant	\$460,870	\$0	-\$460,870	-100%	33%
Freight Movement Fees	\$800,000	\$543,775	-\$256,225	-32%	33%
Leases	\$270,000	\$236,185	-\$33,815	-13%	33%
Freight Storage	\$40,000	\$0	-\$40,000	-100%	33%
45(g) Tax Credit & Misc.	\$261,000	\$261,970	\$970	0%	33%
FEMA/CalOES 2023 Disaster Recovery	\$175,977	\$175,977	\$0	0%	33%
<b>Total</b>	<b>\$3,891,327</b>	<b>\$1,229,887</b>	<b>-\$2,661,440</b>	<b>-68%</b>	<b>33%</b>

### FREIGHT EXPENSES

	FY 2025-26 Approved Budget and Amendments #1-#7	Actual	Amount Over / (Under) Budget	% Over/(Under) Budget	% of FY Remaining
<b>Operations</b>					
Salaries & Benefits	\$1,068,089	\$675,476	-\$392,613	-37%	33%
Services & Supplies	\$1,572,317	\$696,373	-\$875,944	-56%	33%
Operations Total	\$2,640,406	\$1,371,849	-\$1,268,557	-48%	33%
<b>Engineering</b>					
Salaries & Benefits	\$19,500	\$20,487	\$987	5%	33%
Services & Supplies	\$1,231,420	\$357,525	-\$1,001,091	-71%	33%
Engineering Total	\$1,250,920	\$378,012	-\$1,013,602	-70%	33%
<b>Total All Expenses</b>	<b>\$3,891,326</b>	<b>\$1,749,861</b>	<b>-\$2,141,465</b>	<b>-55%</b>	<b>33%</b>

## CAPITAL PROJECTS

Passenger/Pathway Projects	Total Project Budget	Expended in Prior Fiscal Years	Budgeted in FY26	Remaining Project Budget	Project Status
Development: Healdsburg Extension Progressive Design-Build	\$3,250,000	\$366,536	\$2,883,464	\$0	Work is ongoing.
Extension: Healdsburg Phase	\$265,058,000	\$0	\$25,259,000	\$239,799,000	Progressive Design-Build contract awarded; Phase I commenced.
Pathway: Design for 5 Segments in Marin County	\$2,222,537	\$2,172,537	\$50,000	\$0	Conducting engineering design and pursuing environmental permits to prepare segments for construction.
Pathway: Design for 7 Segments in Marin and Sonoma Counties	\$3,936,755	\$2,513,843	\$221,660	\$1,201,252	Conducting engineering design and pursuing environmental permits to prepare segments for construction.
Pathway: Guerneville Rd to Airport Blvd Pathway Permitting and Construction	\$14,212,729	\$18,095	\$20,000	\$14,174,634	In design, awaiting funding allocation. Pursuing NEPA clearance and environmental permitting.
Pathway: Hanna Ranch to Vintage	\$7,070,119	\$35,995	\$185,000	\$6,849,124	Awaiting funding allocation, pursuing NEPA revalidation and preparing

					contract documents.
Pathway: Joe Rodota Trail	\$1,531,749	\$56,108	\$0	\$1,475,641	Preparing contract documents
Pathway: Puerto Suello Tunnel	\$561,465	\$56,816	\$504,649	\$0	Design and environmental clearance work is underway.
State of Good Repair: St Vincent Culvert Repairs	\$250,000	\$0	\$250,000	\$0	In design.
Station: Civic Center Kiss-n-Ride Design	\$224,000	\$0	\$224,000	\$0	In design.
WFO: Joe Rodota to Third Street Traffic Signal (City of Santa Rosa)	\$985,658	\$122,719	\$31,136	\$831,804	Design work completed, construction will be packaged in combination with the Joe Rodota Trail project
WFO: Santa Rosa Downtown Station Access (Developer)	\$703,017	\$0	\$0	\$703,017	Will be packaged for construction in combination with Joe Rodota Trail project
<b>Freight Projects</b>					
State of Good Repair: Bridge Rehabilitation Phase II (3 Bridges)	\$745,424	\$65,765	\$679,659	\$0	Work began in December and is expected to be completed in March 2026

## INVESTMENTS

Investments are guided by the SMART investment policy adopted each year with the budget. The policy outlines the guidelines and practices to be used in effectively managing SMART’s available cash and investment portfolio. District funds that are not required for immediate cash requirements are to be invested in compliance with the California Code Section 53600, et seq.

SMART uses the Bank of Marin for day-to-day cash requirements and for longer term investments the Sonoma County Treasury Pool is used. This chart reflects a point in time versus a projection of future fund availability.

<b>Cash on Hand</b>	
Bank of Marin	\$48,548,255
Sonoma County Investment Pool	\$49,978,119
<b>Total Cash on Hand</b>	<b>\$98,526,374</b>
<b>Reserves</b>	
Self-Insured Reserve	\$2,370,675
OPEB/CalPERS Reserve	\$6,574,676
Operating Reserve	\$12,959,990
Capital Reserve	\$13,625,000
Corridor Completion Reserve	\$5,500,000
<b>Total Reserves</b>	<b>\$41,030,341</b>
<b>Cash Balance</b>	\$57,496,033
Less: Current Encumbrances	-\$35,933,267
Balance	\$21,562,766
Less Estimated FY 26 Year-End Balance	-\$57,338,843
<b>Remaining Balance</b>	<b>-\$35,776,077</b>



# Contract Summary

## PASSENGER RAIL

Active contracts as of 2/28/2025

Contractor	Scope	FY 25/26 Encumbered	FY 25/26 Actuals
Afaf Translations LLC	Oral and Document Translation Services	\$ 2,000	\$ 1,246
Alcohol & Drug Testing Services, LLC	Administration of DOT-, FRA-, and SMART-Regulated Drug and Alcohol Program Services	\$ 45,000	\$ 23,172
Alex Ruiz Sr. dba North Bay Bottling	Water Delivery Service to Fulton Facility	\$ 3,000	\$ 2,493
Alliant Insurance Services, Inc.	Insurance Brokerage and Risk Management Consulting Services	\$ 50,000	\$ 18,804
American Rail Engineers Corporation	Railroad Bridge Inspections, Bridge Engineering, and Related Services	\$ 20,000	\$ 16,003
American Red Cross & Its Constituent Chapters and Branches	American Red Cross CPR/First Aid/ AED Training Certification Services and Cards	\$ 840	\$ 840
Asbury Environmental Services	Hazardous and Non-Hazardous Waste Removal, Disposal, and Related Services	\$ 2,400	\$ 801
Atlas Copco Compressors LLC	Air Compressor Maintenance Services	\$ 2,005	\$ 2,005
Bach-Simpson, A Division of Wabtec Canada, Inc	Event Recorder Overhaul and Maintenance Services	\$ 26,360	\$ 26,360
Barbier Security Group	Security Services at Cal Park Tunnel	\$ 11,436	\$ 8,577
Bender Rosenthal, Inc.	On Call Real Estate Advisory & Property Rights Acquisition Support Services	\$ 16,700	\$ 7,200
BKF Engineers	Design & Engineer Seven (7) Multi-Use Pathway Segments in Sonoma and Marin Counties	\$ 247,288	\$ 38,644
BKF Engineers	Design & Permitting of the Puerto Suello Non-Motorized Pathway	\$ 372,993	\$ 356,989
Bolt Staffing Service, Inc.	Temporary Staffing Services	\$ 40,000	\$ -
Cal Interpreting & Translations	Communication Access Realtime Translation (CART) Services	\$ 13,468	\$ 468
City Towel & Dust Services, Inc. DBA Sunset Linen & Uniform	Laundry and Pressing Services for SMART-Owned Uniforms	\$ 1,400	\$ 1,090
Clean Solutions Services, Inc.	Janitorial and Custodial Services for SMART Stations, Offices, and Parking Lots	\$ 115,831	\$ 100,027
Code3 Entertainment Services, LLC	Microtransit Operator Services	\$ 731,563	\$ 485,714
Construction Testing Services, Inc.	On Call Construction Materials Testing Services	\$ 2,746	\$ 2,746
Cooperative Personnel Services dba CPS HR Consulting	Employee Recruiting Services	\$ 30,000	\$ 7,000
County of Sonoma	Maintenance and Monitoring of Riparian Enhancement Project at Helen Putnam Regional Park	\$ 51,899	\$ 51,899
County of Sonoma	Maintenance and Monitoring of Riparian Enhancement Projects at Crane Creek Regional Park	\$ 36,712	\$ 36,712
County of Sonoma	Non-Revenue Fleet Maintenance and Repair Services	\$ 60,000	\$ 40,785
Courtney Robertson DBA CocoConsult LLC	Construction Alternate Project Delivery Advisor and Cost Estimation Services	\$ 500,000	\$ 284,401
CSW Stuber-Stroeh Engineering Group Inc.	Design & Engineer Five (5) Multi-Use Pathway Segments in Marin Counties	\$ 250,000	\$ 15,027
Data Ticket, Inc.	Citation Issuance and Administration for Illegal Parking at SMART's Facilities	\$ 1,950	\$ 600
DB E.C.O. North America Inc.	Perform Update to Dynamic Operations Simulation Modeling for the SMART Main Line	\$ 145,701	\$ -
Eco-Compteur Inc.	Pedestrian and Bicycle Pathway Counter Software Reporting Tools and Support	\$ 12,600	\$ 12,600
Eide Bailly LLP	Independent Auditor	\$ 59,690	\$ 32,278
eLock Technologies LLC	Ongoing Maintenance and Operation Support for Bicycle eLockers at SMART Stations	\$ 11,850	\$ 11,850
EMR LLC DBA Maxaccel	Software System for Managing and Reporting FRA Compliance	\$ 33,187	\$ 24,393
EMR LLC DBA Maxaccel	Learning Management System and Support Services	\$ 17,850	\$ 13,526
Fehr & Peers	Quality of Life and Economic Impact Assessment Study	\$ 137,267	\$ 115,101
FinQuery	LeaseQuery Accounting Software and Support Services	\$ 12,594	\$ 12,594
Foster & Foster Consulting Actuaries, Inc.	GASB 75 and GASB 68 Compliance and Actuarial Services	\$ 4,250	\$ 4,250
George Hills Company	Third-Party Administrator and Property and Liability Claims Adjusting Services	\$ 18,808	\$ 8,423
Golden Five LLC	Microsoft Office 365 Managed Services and Technical Support Services	\$ 97,455	\$ 77,725
Graymar Environmental Services, LLC	On Call Removal, Remediation, and Disposal of Hazardous and Biohazardous Materials	\$ 33,000	\$ 11,541
Hanford Applied Restoration & Conservation	San Rafael Creek Riparian Mitigation Implementation, Maintenance, and Monitoring Project	\$ 28,463	\$ 23,878
Hanford Applied Restoration & Conservation	Maintenance and Monitoring of the Las Gallinas Creek Watershed Riparian Enhancement Planting	\$ 16,535	\$ 10,107
Hanson Bridgett LLP	Labor and Employment Legal Services	\$ 140,000	\$ 90,682
HCI SYSTEMS, INC.	Fire Suppression System and Fire Extinguisher Inspection, Maintenance, and Certification	\$ 8,016	\$ 3,126
Holland LP	Track Geometry and Measurement Services	\$ 24,000	\$ 24,000
Hunt Oil of California	Supply and Deliver Valvoline Premium Blue 15W40 Motor Oil	\$ 18,446	\$ 16,609

Contractor	Scope	FY 25/26 Encumbered	FY 25/26 Actuals
Integrated Security Controls, Inc.	On Call Maintenance Support for SMART's Existing CCTV and Access Control Systems	\$ 37,186	\$ 6,029
Intelligent Technology Solutions, LLC	IBM Maximo Maintenance and Management System Software and Technical Support Services	\$ 286,650	\$ 221,887
Khouri Consulting, LLC	California State Legislative Advocacy Services	\$ 124,000	\$ 82,000
Knorr Brake Company LLC	Master Controller Overhaul and Upgrade Services	\$ 184,409	\$ 104,220
Knorr Brake Company LLC	Standard Brake System Overhaul Services	\$ 1,151,404	\$ -
Krauthamer & Associates LLC	Employee Recruiting Services	\$ 20,000	\$ -
Lance A. O'Connor	DOT & FRA Regulated Pre-Employment & Recertification Screenings	\$ 4,500	\$ 3,495
Leete Generators	Generator Inspection, Maintenance, and Repair Services	\$ 3,539	\$ 2,716
Masabi LLC	SMART's Mobile Ticketing Application and Technical Support Services	\$ 64,572	\$ 42,524
Mike Brown Electric Co.	9th Street Vehicle Detection Loop Replacement	\$ 16,110	\$ 16,110
Mission Linen Supply	Rental and Laundering of Uniforms	\$ 17,112	\$ 9,765
Modern Railway Systems	TDX & Communication System Monitoring and Maintenance	\$ 94,679	\$ 62,500
Modern Railway Systems	Passenger Information Display Real Time Signage, Software, and Ongoing Support	\$ 28,997	\$ 28,997
Modern Railway Systems	Design and Construction of the Windsor Extension Systems	\$ 103,322	\$ 103,321
Mountain F Enterprises, Inc.	On Call Tree Trimming, Removal, and Arborist Services.	\$ 9,960	\$ 6,540
MuniServices, LLC.	Sales and Use Tax Recovery Services	\$ 40,000	\$ 13,317
Nelson Connects	Temporary Staffing Services	\$ 50,866	\$ 36,178
Netspeed LLC	Avaya Phone System Support Services	\$ 14,400	\$ 10,800
Nick Barbieri Trucking, LLC	Supply and Delivery of Diesel Fuel and Diesel Exhaust Fluid	\$ 1,540,000	\$ 1,162,269
Nossaman LLP	Legal Services Regarding Rail Transit Issues	\$ 1,505,000	\$ 1,108,773
Occupational Health Centers of CA, A Medical Corp.	DOT & FRA Regulated Pre-Employment & Recertification Screenings	\$ 25,000	\$ 12,419
Olson Remcho LLP	Legal Advisory Services on Ordinances and Retail Sales and Use Tax	\$ 5,000	\$ 4,843
Parodi Investigative Solutions	Pre-Employment Investigation and Background Screening	\$ 25,000	\$ 18,300
Peterson Mechanical, Inc	Emergency Maintenance on HVAC Equipment at SMART HQ Server Room	\$ 2,880	\$ -
PFM Financial Advisors, LLC	Financial Advisory Services	\$ 5,000	\$ -
Pitney Bowes, Inc.	Lease of Postage Meter Machine and Postage Fees	\$ 5,800	\$ 5,338
Pivotal Vision	PivotalSenseAI System Software License and Maintenance Program	\$ 2,300	\$ 2,300
Portola Systems, Inc.	Management, Maintenance, and Configuration Support of the SMART Station Network.	\$ 315,240	\$ 235,855
Precision Wireless Service	Land Mobile Radio System Technical Support and Maintenance Services	\$ 31,500	\$ 12,988
Quality Sprayers, Inc.	On-track and Off-track Vegetation Control Services	\$ 93,184	\$ 88,365
Rail Industries Canada Inc.	Portable Digital Wheel Profilometer System, Training, and Technical Support Services	\$ 94,556	\$ -
RSE Corporation	On-Call Civil Engineering, Design, and Land Surveying Services	\$ 242,300	\$ 33,061
Ryan Dunnigan	Pre-Employment, Post Incident, and Return-to-Duty Psychological Evaluations	\$ 24,000	\$ 23,108
Sierra-Cedar, LLC	Oracle Enterprise Resources Planning Software Support Services	\$ 137,369	\$ 92,167
Sonic.net, LLC	Fiberoptic Backhaul Circuit between Rail Operation Center and Larkspur Station	\$ 10,299	\$ 10,299
Sonic.net, LLC	Emergency Phone Backhaul Internet Service for Rail Operation Center	\$ 9,451	\$ 6,935
Sperry Rail, Inc.	Rail Flaw Detection Services	\$ 8,877	\$ -
SPTJ Consulting	Administration Network Management, Monitoring, and Technical Support Services	\$ 218,781	\$ 147,933
Square Signs LLC dba Front Signs	SMART Pathway Wayfinding Sign Fabrication and Installation	\$ 50,660	\$ 50,660
Stacy and Witbeck/Herzog, A Joint Venture	Phase I Agreement: Preliminary Design and Engineering for the Healdsburg Extension	\$ 21,754,399	\$ 6,439,500
Stacy and Witbeck-Ghilotti Bros, A Joint Venture	Construction of Petaluma North Station, Grade Crossing Reconstruction, and Soco Pathway	\$ 72,923	\$ 72,923
Stephanie L. Van Houten	Substance Abuse Professional Services and Drug and Alcohol Counselor Services	\$ 3,334	\$ -
Sue R. Evans	Title Investigation Services	\$ 20,000	\$ 13,488
The Routing Company	Microtransit Software Application Design, Implementation, and Ongoing Support	\$ 17,332	\$ 12,947
Toshiba America Business Solutions	Lease and Maintenance Agreement of SMART Multi-Function Copy Machines	\$ 40,485	\$ 36,888
Triangle Land Restoration	Riparian Mitigation Implementation and Monitoring Project for Segments 1 & 2 of the SMART Pathway	\$ 28,915	\$ 21,896
Triangle Land Restoration	Riparian Mitigation Implementation and Maintenance Project at Windsor Creek	\$ 30,360	\$ 19,829
Triangle Land Restoration	Riparian Mitigation Implementation and Maintenance Project at Helen Putnam Regional Park	\$ 98,976	\$ 98,976
Triangle Land Restoration	Riparian Enhancement Project at Crane Creek Regional Park	\$ 384,680	\$ 384,369
Urban Transportation Associates, Inc.	Automatic Passenger Counter System and Ongoing Technical Support	\$ 12,860	\$ 12,380
Van Scoyoc Associates, Inc.	Federal Legislative Advocacy Services	\$ 60,000	\$ 35,000

<b>Contractor</b>	<b>Scope</b>	<b>FY 25/26 Encumbered</b>	<b>FY 25/26 Actuals</b>
Web Master Designs, LLC	As-Needed Website Support Services	\$ 6,152	\$ 2,241
WRA, Inc.	On-Call Environmental Consulting Support Services	\$ 2,245,316	\$ 1,029,206
	<b>TOTAL</b>	<b>\$ 34,834,934</b>	<b>\$ 13,967,939</b>

<b>FREIGHT RAIL</b>			
<b>Contractor</b>	<b>Scope</b>	<b>FY 25/26</b>	<b>FY 25/26 Actuals</b>
American Rail Engineers Corporation DBA Airshark	Railroad Bridge Inspections, Bridge Engineering, and Related Services	\$ 55,000	\$ 40,589
Asbury Environmental Services DBA World Oil Environmental Serv	Hazardous and Non-Hazardous Waste Removal, Disposal, and Related Services	\$ 25	\$ 25
County of Marin	Grandview Avenue Grade Crossing Paving Project	\$ 140,218	\$ 140,218
County of Sonoma	Non-Revenue Fleet Maintenance and Repair Services	\$ 9,544	\$ 6,247
Dida, Inc. dba Wine Country Sanitary	Portable Restroom Rental and Service for Freight Depot	\$ 2,400	\$ 1,772
Freight Tracking Software	Railcar Transportation Application Software and Support	\$ 6,000	\$ 3,290
GATX Rail Locomotive Group, LLC	Lease of Freight Locomotive 1501	\$ 53,905	\$ 46,073
Hue & Cry, Inc	Alarm Monitoring and Notification Services at Freight Depot	\$ 1,000	\$ 746
Lambertus J Verstegen DBA South West Locomotive Repair	As-Needed Freight Locomotive Maintenance and Repair Services	\$ 22,652	\$ 18,985
Mickco, Inc	45G Tax Credit Advisory and Assignment Services	\$ 15,718	\$ 15,718
Nick Barbieri Trucking, LLC	Supply and Delivery of Diesel Fuel and Diesel Exhaust Fluid	\$ 75,000	\$ 35,704
Quality Sprayers, Inc.	On-track and Off-track Vegetation Control Services	\$ 52,000	\$ 51,999
RailWorks Partners LP	Brazos Railroad Timber Bridge Repairs - Phase II Project	\$ 664,655	\$ 664,655
Stacy and Witbeck, Inc.	Emergency Hwy 37 At-Grade Crossing Panel Repair	\$ 100,000	\$ 14,193
Summit Signal, Inc.	Emergency Black Point Bridge Center Wedge Repair	\$ 135,141	\$ 45,966
Summit Signal, Inc.	Inspections, Testing, and Routine Maintenance services for Railroad Signal Equipment	\$ 100,230	\$ 73,425
Summit Signal, Inc.	Emergency Call-Out Maintenance Services for Signal Equipment	\$ 22,249	\$ 18,262
	<b>TOTAL</b>	<b>\$ 1,455,738</b>	<b>\$ 1,177,868</b>

Actuals-To-Date include invoices that have been matched to a Purchase Order but may not have been paid as of 2/28/2025